


LA412PKGUL

# 12VDC SOLAR RESIDENTIAL LINEAR ACTUATOR

The most solar-optimized swing gate operator on the market.



**PRODUCT HIGHLIGHTS**

**SOLAR CHARGE myQ® TECHNOLOGY**  
Allows You to Securely Monitor and Control Your Gate Operator from Anywhere with the myQ App

## RELIABLE

**HEAVY-DUTY DC MOTOR** PERFORMS IN THE MOST DEMANDING APPLICATIONS.

**SMOOTH START/STOP OPERATION** AND MID-TRAVEL REVERSAL EXTEND HARDWARE LIFE OF THE GATE AND OPERATOR.

**SURGE SUPPRESSION** PROVIDES INDUSTRIAL SURGE AND LIGHTNING PROTECTION AGAINST STRIKES UP TO 50 FEET AWAY.

**WARRANTY** 2 YEARS.

## SMART

**SOLAR-POWERED, ENERGY-EFFICIENT SYSTEM** ELIMINATES EXPENSIVE TRENCHING COSTS TO PULL POWER TO THE GATE.

**myQ TECHNOLOGY** ENABLES YOU TO SECURELY CONTROL AND MONITOR YOUR GATE OPERATOR FROM ANYWHERE.\*

**WIRELESS DUAL-GATE COMMUNICATION** SYNCHRONIZES GATE OPENING/CLOSING AND ELIMINATES EXPENSIVE DRIVEWAY TRENCHING COSTS.

**BI-PART DELAY** MONITORS AND ADJUSTS SPEED AND POSITION OF EACH WING TO ENSURE PRIMARY GATE CLOSES LAST.

**RESIDENTIAL FEDERAL TAX CREDIT:** QUALIFIES FOR A 30% TAX CREDIT ON SOLAR GATE OPERATORS AND INSTALLATION THROUGH 2022.

## SAFE AND SECURE

**SECURITY+ 2.0®** SAFEGUARDS FACILITY ACCESS WITH ROLLING CODE TECHNOLOGY, OPENING FOR REGISTERED DEVICES ONLY.

**INHERENT REVERSING SENSOR** DETECTS OBSTRUCTIONS AND REVERSES GATE WHEN CLOSING OR STOPS/REVERSES THE GATE WHEN OPENING.

**FIRE DEPARTMENT COMPLIANCE** ALLOWS GATE TO AUTO-OPEN UPON LOSS OF AC POWER OR BATTERY DEPLETION.


**MANUAL DISCONNECT** WHEN UNLOCKED ALLOWS GATE TO BE OPENED MANUALLY.

**UL® LISTED** GATE OPERATORS WITH MONITORED SAFETY ENTRAPMENT PROTECTION DEVICES.

\*Cellular data or Wi-Fi® connection required. Test equipment regularly and follow safety instructions.

## INCLUDED ACCESSORIES:

**MONITORED RETRO-REFLECTIVE PHOTO EYE**  
Enhanced retro-reflective photo eye now with wider beam, engineered to stay aligned; max. range: 50 ft.



**LMRRUL**


**SAFETY ADD-ONS:**

**MONITORED THROUGH-BEAM PHOTO EYES**  
Enhanced through-beam now with wider beam for high performance in most environments; max. range: 90 ft.



**LMTBUL**

**MONITORED WIRELESS EDGE KIT**  
Low-energy Bluetooth® connection between a LiftMaster Monitored Resistive Edge and the gate operator; max. range: 130 ft.\*\*



**LMWEKITU**


**MONITORED SAFETY ENTRAPMENT EDGES**  
Full line of Small, Large and Wraparound Profile Edges that sense obstructions.



**EDGES**


## TOTAL SOLUTION ACCESSORIES:

**WIRELESS COMMERCIAL KEYPAD**  
Provides constant pressure override to control gate operator if safety devices fault yet are free of obstructions. Hold Open/Party Pass enabled with gate operator firmware 4.2 or higher.




**KPPWS**

**PLUG-IN LOOP DETECTOR**  
Prevents the gate from closing on a vehicle in the path; power efficient for maximum cycles on Battery Backup.



**LOOPDETLM**

**INTERNET GATEWAY**  
Connects myQ-enabled gate operators to the Internet and enables control through the myQ App.



**828LM**

\*\*Wireless kit for up to 4 transmitters and 2 resistive edges per transmitter.

# MASTERFUL ENGINEERING.

## MECHANICS



- 12VDC Continuous-Duty Motor
- **Wormgear Reduction:** Precision-Machined All-Metal Gear Drive

## POWER



- **Solar-Powered, Ultra-Reliable System** Delivers Power When and Where You Need It (LMRRUL/LMTBUL Heater Option Not Recommended for Solar Applications)
- **Accessory Power:** 24VDC 500mA Output

## COMMERCIAL-GRADE DESIGN



- **Housing:** Commercial-Duty Cast Aluminum
- **UL® Usage Classification:** I, II, III and IV
- **Weights:**  
Actuator Arm: 19 lbs.  
Standard Control Box: 13 lbs.  
(Includes [2] 7Ah Batteries)

16.41"

6.63"

14.44"

LA412CONTUL


6.06"

37.96"

3.93"

LA412DC

### RECOMMENDED CAPACITIES



### XLSOLARCONTUL [NOT INCLUDED]

21.00" x 17.22" x 6.19"

### TEMPERATURE SPECIFICATIONS

-4°F (-20°C) to 140°F (60°C)



**GATE TRAVEL SPEED**  
Opens 90° in 23–24 Seconds

## STANDARD FEATURES.

### SYNCHRONIZED CLOSE

- Simultaneously Closes Gates

### MONITORED SAFETY INPUTS

- 3 Main Board, 3 Optional Expansion Board

### SECURITY+ 2.0® ON-BOARD RADIO RECEIVER

- Up to 50 Remote Controls  
(Unlimited with 811LMX/813LMX)

### LED DIAGNOSTIC DISPLAY

- Simplifies Installation and Troubleshooting

### HOMELINK® COMPATIBLE

- Version 4.0 or Higher\*



### WITH OPTIONAL EXPANSION BOARD ONLY

#### QUICK CLOSE

- Closes the Gate Immediately After a Vehicle Pulls Off the Interrupt Loop

#### ANTI-TAILGATE

- Prevents Unauthorized Access

## SUPPORT.



For Support Tools and Training Videos, Visit [LiftMasterTraining.com](http://LiftMasterTraining.com)

For More Information on Gate Operators, Visit [LiftMaster.com/UL325Gates](http://LiftMaster.com/UL325Gates)

To Find the Right Perimeter Access Solution for You, Visit [LiftMaster.com/Solution-Generator](http://LiftMaster.com/Solution-Generator)



Sales Support: **800.282.6225**  
Technical Support Center: **800.528.2806**  
To Order: **800.323.2276**

\*May require an external adapter depending on the model and year of your vehicle. Visit [HomeLink.com](http://HomeLink.com) for additional information.